

FRANC / GULDEN

SUBSOILERS



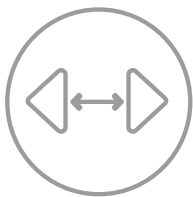
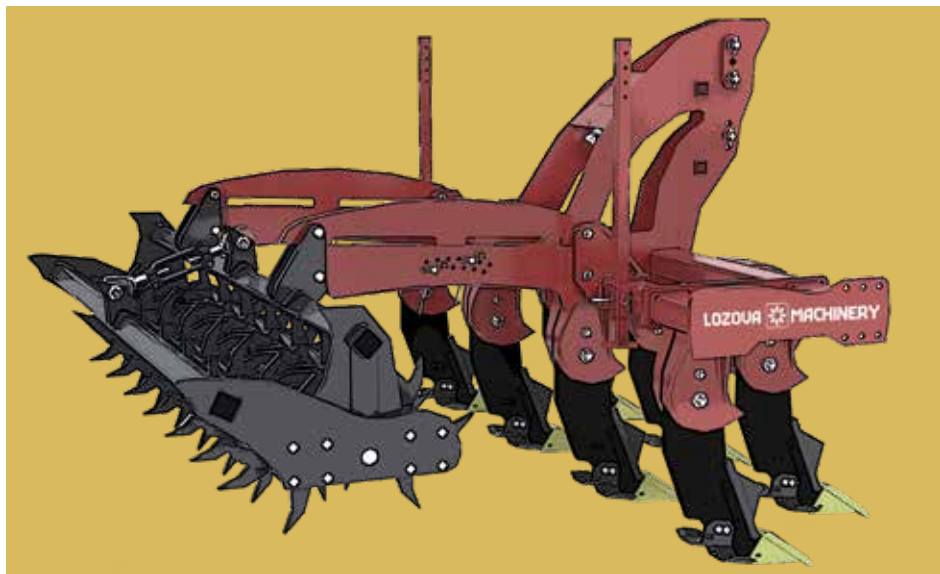
 **LOZOVA
MACHINERY**

MAKE YOUR MONEY WORK!



FRANC / GULDEN

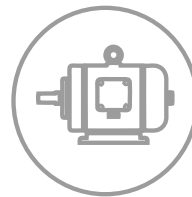
THE BEST ALTERNATIVE TO PLOWING
... AND SOIL BREATHES!



2,5 - 4 m
8' - 13' ft



min 160 hp




min 3,6 ha/h
8.8 acre/h



Design characteristics of working tools

Quick-change front point and shim protect the tine from wear, and the geometric configuration allows deeper penetrating of the working tool into firm soil.

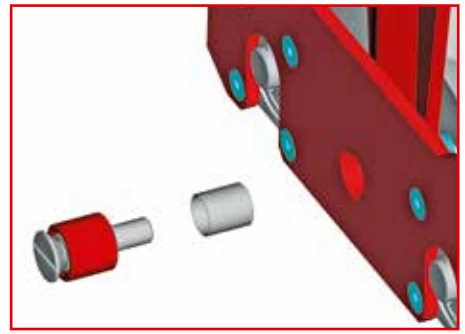
High-strength straight tine subsoils at right angle, preventing lateral displacement of the soil, and requires lower pulling force compared to "paraplau" tines.



Firm soil wave blasting effect

Side wings, fixed with bolts on the tine, allow subsoiling between the tines, providing maximum moisture penetration into lower layers, as well as to improve moisture conservation and air drainage.

Application of the side wings at high speed causes the "firm soil wave blasting" effect.



Minimal maintenance

Compound plane bearings of the roller balancing beam and depth adjustment mechanism axle provide reliable work of these units for a long period of time. "Breaking" of swivel places with a loss of function is excluded.

Compound plane bearings are maintenance-free, which significantly reduces the required number of lubrication points. In fact, lubricant shall be applied only for flanged bearing units of the roller.

HARD-SHELL — SHARE POINTS FOR FRANC AND GULDEN SUBSOILERS



THREE TIMES LONGER WORK!

- The main feature of HARD-SHELL quick-change hardmetal point is long term durability. HARD-SHELL significantly reduces maintenance costs and provides high quality work at constant depth. The point is welded and can be mounted both on FRANC and GULDEN.
- Hardness is more than 88 HRC.

- Quick-change point made of boron steel with built-in wings for GULDEN. Shares with wings subsoil and loosen the top soil very well.
- Hardness is more than 90 HRC.





Protected frame

Shear bolt is applied for protection against exceeding loads, excluding the possible damage to frame.

The main working tool is a rigid tine for deep soil loosening. Worn and damaged parts can be simply replaced due to fixation with bolts.



Advantages of the straight tine

Subsoiler's tines penetrate into the soil at right angle, move the plough-pan, break it with additional wings, cut weed roots.


Such tines require lower draft (compared to "paraplau" tines). They are applied for subsoiling both lower soil and top soil during min-tillage.



Simple depth adjustment

Depth can be simply adjusted by means of the pins, which limit the displacement of the roller frame parallelogram mounting.

Adjustments of the working depth for the first and second rows are independent of each other. The depth is adjusted by pins on the roller mounting parallelogram for the front tines and on the rear tines mounting parallelogram.



Premium class bearing unit

Subsoilers are assembled with superreliable maintenance-free HARP AGRO UNIT bearing units. Application of high-quality German plain bearings prevents wear of the roller adjustment mechanism rotary units.



Balancing mounting of roller

Balancing mounting of the doubled roller provides the constant contact of both rollers with the soil. The central screw allows to adjust the roller relatively to longitudinal plane.




Advantages of self-cleaning roller with spikes

The subsoiler is equipped with a doubled crowfoot roller for additional topsoil crushing and leveling of the field surface, and even distribution of crop residues.

Spikes break large clods, thrown on the surface, prepare and level the soil, facilitating further final seedbed preparation. Rotating spikes embed crop residues into the lower layers of soil and mix them with soil at a depth of 15-20 cm.

FRANC



Advantages of subsoiling

Roller adjustment for choosing the tillage type

After application of the horizontal cultivation implements the soil became compacted, facilitating hard water motion and roots development.

FRANC and GULDEN subsoilers break the plough-pan and recover the soil, encouraging roots development and free circulation of water and nutrients.

Depending on the tillage purposes the rollers can be set for uniform work, as well as only front/rear roller can be accented. For this purpose the roller draught shall be adjusted.



TECHNICAL DATA

	FRANC-2,5	FRANC-3	GULDEN
Working width, m; ft	2.5/8'	3/9'	4/13'
Tractor power, hp	min. 160	min. 220	min. 350
Coupling with tractor	mounted	mounted	mounted
Basic weight, kg; lbs	1490/3.285	1920/4.233	2678/5.904
Number of tines, pcs.	5	7	front row - 7. rear row - 6
Operating depth, cm; inch	max. 45/18"		front row up to 45/18" rear row up to 25/10"
Operating speed, km/h; mph	8-12/5-7.5		8-12/5-7.5
Efficiency, ha/h; acre/h	max. 2.23/5.5	max. 2.68/6.6	max. 3.58/8.8
Fuel consumption, l/ha; gal/ac	10-18/1.1-1.9		10-18/1.1-1.9
Transport dimensions (length x width x height), mm; inch	2860x2479x1885 113"x98"x74"	2940x3290x1940 116"x130"x76"	4344x4054x2053 171"x160"x81"